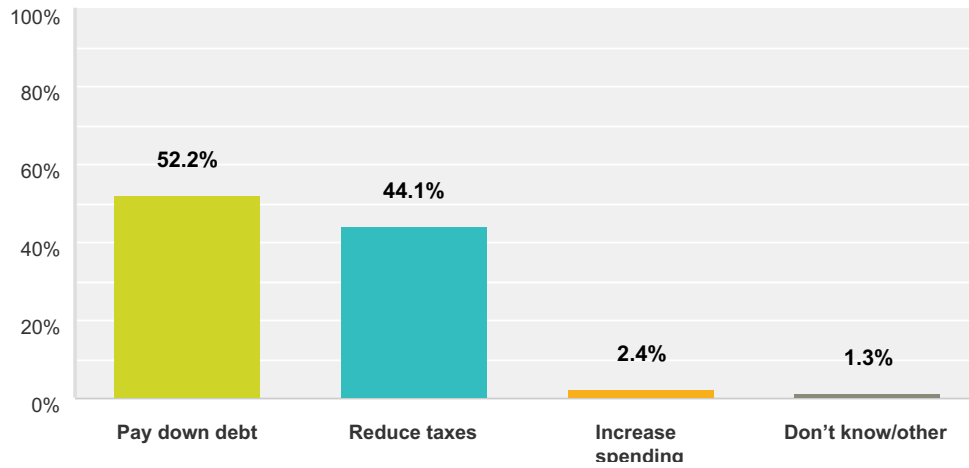


Q1 With the federal government about to run a balanced budget, what is your highest priority for what they should do with a projected jump in revenues (and surpluses)?

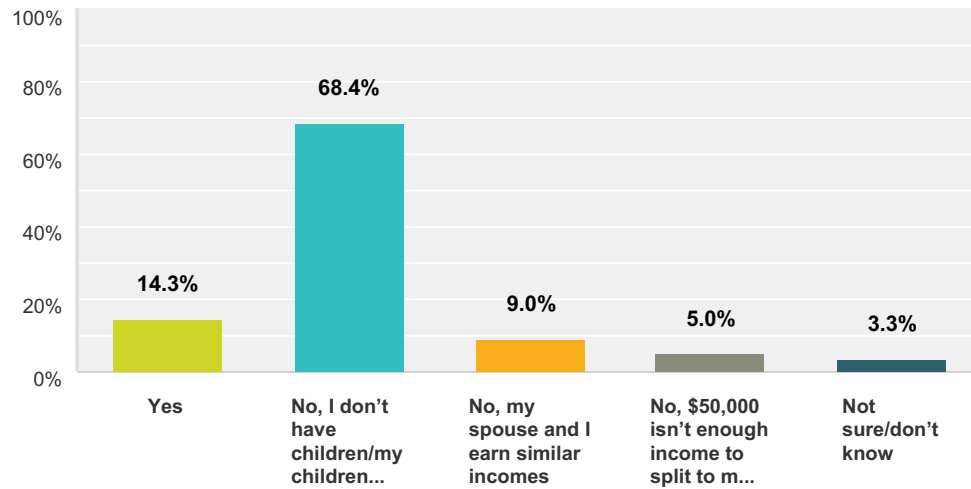
Answered: 4,988 Skipped: 44



| Answer Choices | Responses |
|-------------------|--------------|
| Pay down debt | 52.2% 2,602 |
| Reduce taxes | 44.1% 2,202 |
| Increase spending | 2.4% 121 |
| Don't know/other | 1.3% 63 |
| Total | 4,988 |

Q2 During the last election the Conservative Party promised to introduce “income splitting” when the budget was balanced. Their proposal would allow for couples with at least one child at home to share up to \$50,000 of income (allowing them to move it from the higher income bracket to the lower income bracket, thereby reducing taxes). If the Harper government implements this tax reduction in the next budget will it be a meaningful tax cut for you personally?

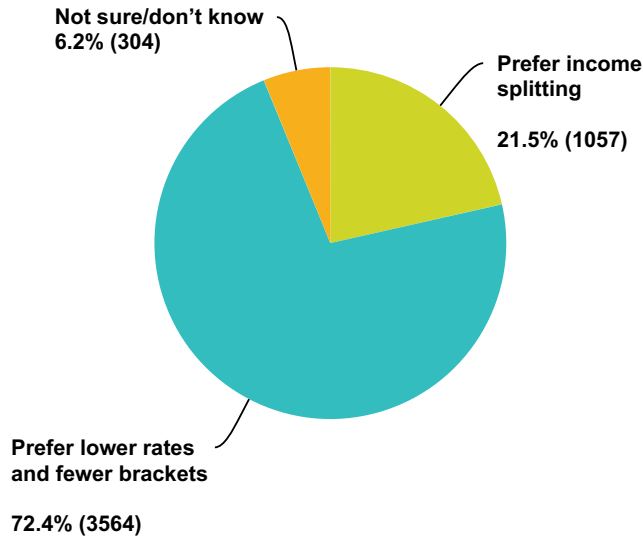
Answered: 4,966 Skipped: 66



| Answer Choices | Responses |
|--|--------------|
| Yes | 14.3% 712 |
| No, I don't have children/my children don't live at home | 68.4% 3,397 |
| No, my spouse and I earn similar incomes | 9.0% 445 |
| No, \$50,000 isn't enough income to split to make it meaningful for me | 5.0% 248 |
| Not sure/don't know | 3.3% 164 |
| Total | 4,966 |

Q3 Income splitting reduces taxes by allowing income from a higher tax bracket to be moved to a lower tax bracket. Cutting tax rates and reducing the number of tax brackets also reduces taxes. In general, which approach do you prefer?

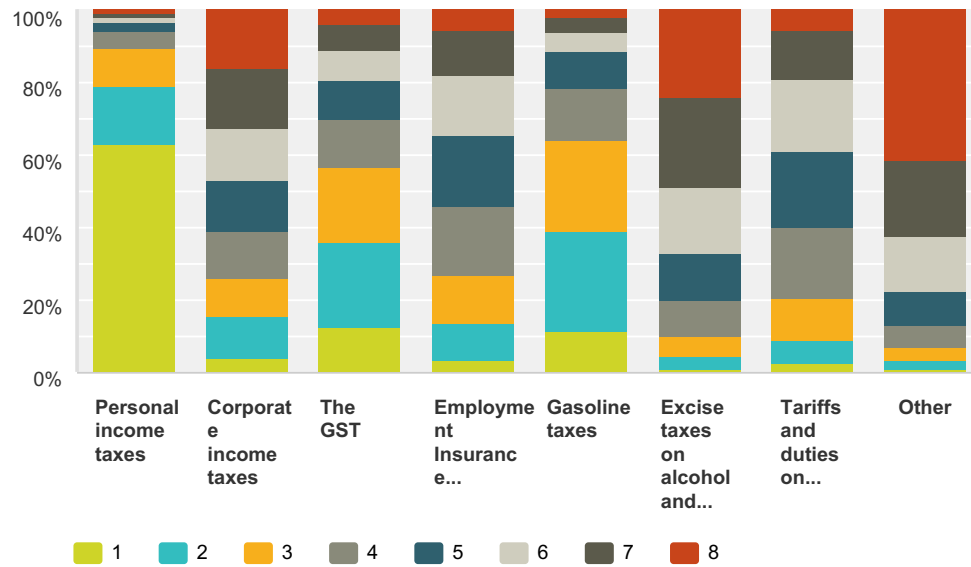
Answered: 4,925 Skipped: 107



| Answer Choices | Responses | |
|---------------------------------------|-----------|--------------|
| Prefer income splitting | 21.5% | 1,057 |
| Prefer lower rates and fewer brackets | 72.4% | 3,564 |
| Not sure/don't know | 6.2% | 304 |
| Total | | 4,925 |

Q4 If the federal government chooses to reduce taxes, please rank your preferred taxes to reduce (1 being your highest priority):

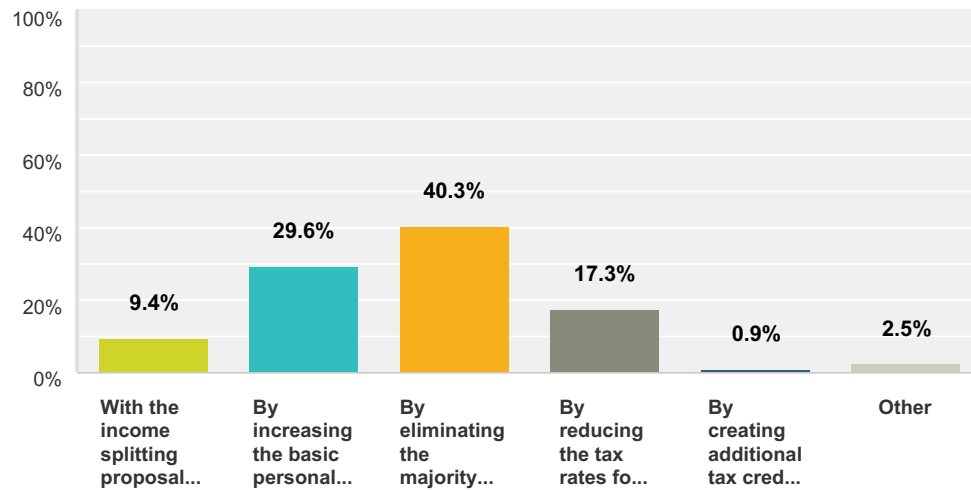
Answered: 4,811 Skipped: 221



| | 1 | 2 | 3 | 4 | 5 | 6 | 7 | 8 | Total | Average Ranking |
|---|-----------------|-----------------|-----------------|---------------|-----------------|---------------|-----------------|-----------------|-------|-----------------|
| Personal income taxes | 63.10% 3,033 | 15.66% 753 | 10.51% 505 | 4.72% 227 | 2.29% 110 | 1.91% 92 | 0.79% 38 | 1.02% 49 | 4,807 | 7.19 |
| Corporate income taxes | 4.14% 199 | 11.49% 552 | 10.49% 504 | 12.97% 623 | 13.91% 668 | 14.35% 689 | 16.64% 799 | 16.01% 769 | 4,803 | 3.89 |
| The GST | 12.75% 613 | 23.46% 1,128 | 20.09% 966 | 13.47% 648 | 10.52% 506 | 8.96% 431 | 6.65% 320 | 4.10% 197 | 4,809 | 5.40 |
| Employment Insurance premiums | 3.66% 176 | 9.90% 476 | 13.54% 651 | 19.05% 916 | 19.28% 927 | 16.33% 785 | 12.65% 608 | 5.59% 269 | 4,808 | 4.32 |
| Gasoline taxes | 11.58% 557 | 27.38% 1,317 | 25.01% 1,203 | 14.49% 697 | 10.04% 483 | 5.61% 270 | 3.89% 187 | 2.00% 96 | 4,810 | 5.74 |
| Excise taxes on alcohol and tobacco | 1.21% 58 | 3.49% 168 | 5.16% 248 | 9.92% 477 | 13.44% 646 | 17.85% 858 | 24.96% 1,200 | 23.98% 1,153 | 4,808 | 2.96 |
| Tariffs and duties on imported products | 2.43% 117 | 6.57% 316 | 11.66% 561 | 19.38% 932 | 20.83% 1,002 | 20.23% 973 | 13.41% 645 | 5.49% 264 | 4,810 | 4.09 |
| Other | 1.21% 58 | 2.10% 101 | 3.60% 173 | 6.05% 291 | 9.75% 469 | 14.81% 712 | 21.01% 1,010 | 41.47% 1,994 | 4,808 | 2.43 |

Q5 If the federal government chooses to reduce personal income taxes, please pick your preferred option on how they should go about this:

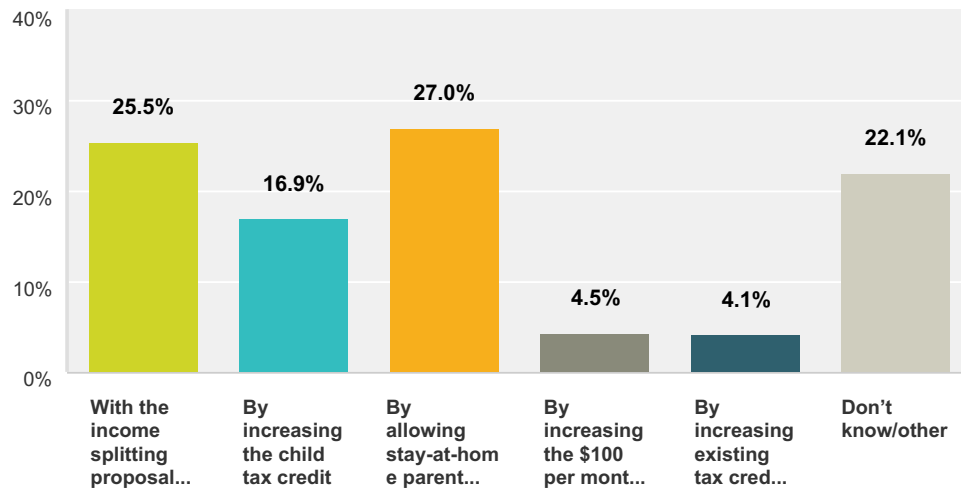
Answered: 4,819 Skipped: 213



| Answer Choices | Responses | |
|--|-----------|--------------|
| With the income splitting proposal they promised during the 2011 election | 9.4% | 451 |
| By increasing the basic personal and spousal exemption | 29.6% | 1,426 |
| By eliminating the majority of tax credits and brackets and moving to a single rate (flat) tax system | 40.3% | 1,941 |
| By reducing the tax rates for all four income brackets, but maintaining four brackets | 17.3% | 836 |
| By creating additional tax credits like the volunteer firefighter tax credit, child fitness tax credit and adoption expense tax credit | 0.9% | 43 |
| Other | 2.5% | 122 |
| Total | | 4,819 |

Q6 If the federal government decides that only families with children are going to get tax cuts, which is the best way for them to implement it:

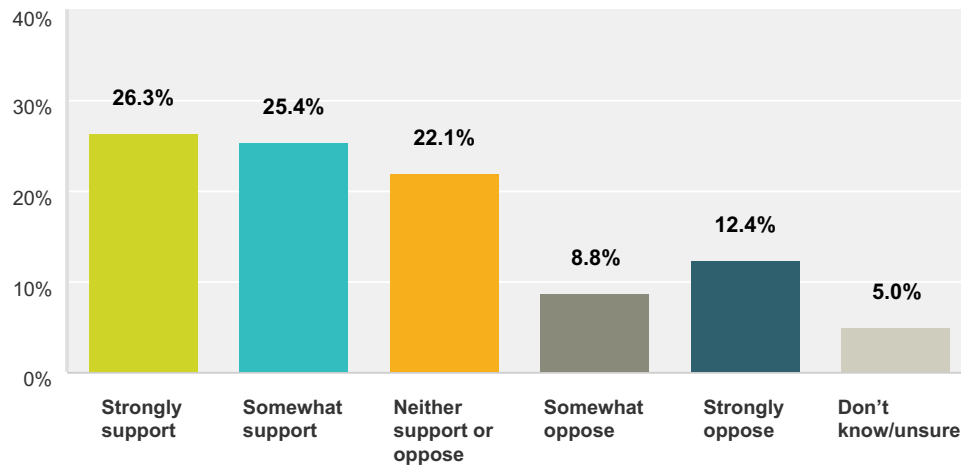
Answered: 4,756 Skipped: 276



| Answer Choices | Responses |
|--|--------------|
| With the income splitting proposal they promised during the 2011 election. | 25.5% 1,211 |
| By increasing the child tax credit | 16.9% 805 |
| By allowing stay-at-home parents to claim the same child care deductions as those who use daycare. | 27.0% 1,282 |
| By increasing the \$100 per month universal child care benefit for children under 6. | 4.5% 213 |
| By increasing existing tax credits for enrolling your child into fitness and/or arts programs. | 4.1% 195 |
| Don't know/other | 22.1% 1,050 |
| Total | 4,756 |

Q7 If the Harper government implements its income splitting proposal in the next budget, how strongly would you support or oppose that decision?

Answered: 4,772 Skipped: 260



| Answer Choices | Responses |
|---------------------------|--------------|
| Strongly support | 26.3% 1,257 |
| Somewhat support | 25.4% 1,210 |
| Neither support or oppose | 22.1% 1,053 |
| Somewhat oppose | 8.8% 422 |
| Strongly oppose | 12.4% 592 |
| Don't know/unsure | 5.0% 238 |
| Total | 4,772 |